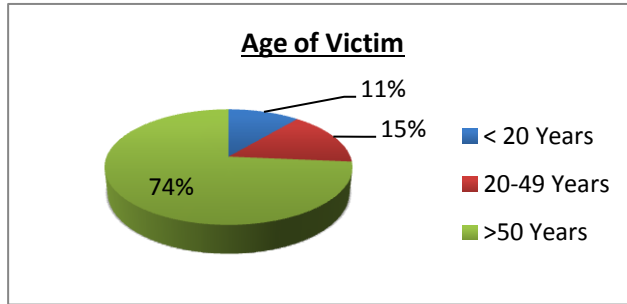


2012 South Carolina Fire Fatalities

Fatalities	72	60% Male (43 Males/29 Females)
Average Age	57	74% Older than age 50
Total Incidents	60	97% Residential fires (57/59 Incidents)
Incidents with Multiple Fatalities	12	20% of total incidents

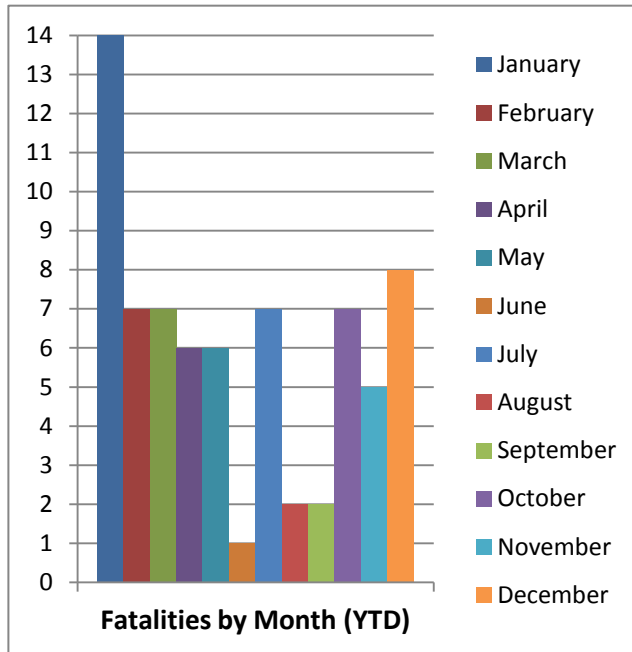
2012 Fatalities by Age:

Younger than 7 Years Old	3
Children 7-12 Years Old:	4
Teenagers 13-19 Years Old	1
Adults 20-49 Years Old	11
Adults 50-69 Years Old	37 (52%)
Older Than 70 Years Old	16 (23%)

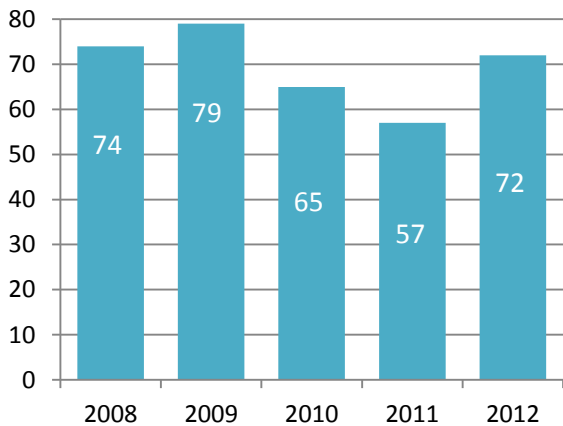


2012 Fatalities by Month:

January	14 (19%)
February	7
March	7
April	6
May	6
June	1
July	7
August	2
September	2
October	7
November	5
December	8



Fire Fatality Five Year Comparison (YTD)



January 2012

Fatalities: 14 (11M/3F)

Average Age: 40

Incidents with Multiple Fatalities: 2

Date	County	Reported Cause	Occupancy	Age/Gender	State Fatality Number
1/1/2012	Sumter	Electrical	Single Family	81/M	1
1/6/2012	Spartanburg	Under Investigation	Single Family	36/M	2
1/6/2012	Lee	Unknown	Single Family	35/M	3
1/6/2012	Berkeley	Unknown	Mobile Home	57/M	4
1/6/2012	Bamberg	Unknown	Mobile Home	4/F	5
1/11/2012	Horry	Unknown	Mobile Home	85/M	6
				7/M	7
				9/M	8
1/11/2012	Darlington	Under Investigation	Mobile Home	61/M	9
1/17/2012	Marlboro	Cooking	Single Family	56/F	10
1/17/2012	Darlington	Smoking	Mobile Home	30/M	11
1/29/2012	Spartanburg	Under Investigation	Single Family	38/F	12
				5/M	13
1/31/2012	Anderson	Combustible Liquids	Single Family	55/M	14

February 2012

Fatalities: 7 (5M/2F)

Average Age: 56

Incidents with Multiple Fatalities: 0

Date	County	Reported Cause	Occupancy	Age/Gender	State Fatality Number
2/1/2012	Lexington	Heating	Mobile Home	50/M	15
2/5/2012	York	Heating	Single Family	39/M	16
2/7/2012	Cherokee	Under Investigation	Mobile Home	51/M	17
2/7/2012	Calhoun	Burning Trash	Open Area	65/M	18
2/8/2012	Richland	Heating	Single Family	67/F	19
2/18/2012	Horry	Under Investigation	Single Family	64/M	20
2/28/2012	Richland	Smoking	Apartment	59/F	21

March 2012

Fatalities: 7 (6M/1F)

Average Age: 49

Incidents with Multiple Fatalities: 1

Date	County	Reported Cause	Occupancy	Age/Gender	State Fatality Number
3/5/2012	Allendale	Smoking	Mobile Home	67/M	22
3/9/2012	Cherokee	Under Investigation	Single Family	65/M	23
3/18/2012	Berkeley	Under Investigation	Not Reported	51/M	24
3/19/2012	Laurens	Under Investigation	Single Family	87/M	25
3/27/2012	Sumter	Arson	Apartment	11/M	26
				10/F	27
3/29/2012	Orangeburg	Cooking	Single Family	50/M	28

April 2012

Fatalities: 6 (1M/5F)

Average Age: 69

Incidents with Multiple Fatalities: 1

Date	County	Reported Cause	Occupancy	Age/Gender	State Fatality Number
4/1/2012	Richland	Electrical	Mobile Home	49/M	29
4/4/2012	Orangeburg	Under Investigation	Single Family	81/F	30
4/9/2012	Union	Under Investigation	Single Family	78/F	31
				54/F	32
4/12/2012	Bamberg	Under Investigation	Single Family	62/F	33
4/13/2012	Laurens	Under Investigation	Single Family	92/F	34

May 2012

Fatalities: 6 (3M/3F)

Average Age: 48

Incidents with Multiple Fatalities: 2

Date	County	Reported Cause	Occupancy	Age/Gender	State Fatality Number
5/7/2012	Lexington	Under Investigation	Mobile Home	79/F	35
				57/M	36
5/14/2012	Horry	Smoking	Single Family	62/F	37
5/31/2012	Berkeley	Under Investigation	Apartment	69/M	38
				4/M	39
				19/F	40

June 2012

Fatalities: 1 (1M/0F)

Average Age: 52

Incidents with Multiple Fatalities: 0

Date	County	Reported Cause	Occupancy	Age/Gender	State Fatality Number
6/30/2012	Marion	Under Investigation	Single Family	52/M	41

July 2012

Fatalities: 7 (2M/5F)

Average Age: 70

Incidents with Multiple Fatalities: 2

Date	County	Reported Cause	Occupancy	Age/Gender	State Fatality Number
7/2/2012	Florence	Under Investigation	Mobile Home	79/F	42
				56/F	43
7/10/2012	York	Under Investigation	Mobile Home	78/M	44
				67/F	45
7/14/2012	Lancaster	Under Investigation	Mobile Home	61/F	46
7/20/2012	Anderson	Undetermined	Single Family	72/M	47
7/27/2012	Aiken	Under Investigation	Single Family	77/F	48

August 2012

Fatalities: 2 (0M/2F)

Average Age: 47

Incidents with Multiple Fatalities: 0

Date	County	Reported Cause	Occupancy	Age/Gender	State Fatality Number
8/12/2012	Dillon	Under Investigation	Mobile Home	45/F	49
8/30/2012	Spartanburg	Under Investigation	Apartment	50/F	50

September 2012

Fatalities: 2 (0M/2F)

Average Age: 73

Incidents with Multiple Fatalities: 0

Date	County	Reported Cause	Occupancy	Age/Gender	State Fatality Number
9/15/2012	Florence	Under Investigation	Single Family	86/F	51
9/21/2012	Horry	Arson/Suicide	Single Family	60/F	52

October 2012

Fatalities: 7 (4M/3F)

Average Age: 62

Incidents with Multiple Fatalities: 0

Date	County	Reported Cause	Occupancy	Age/Gender	State Fatality Number
10/6/2012	Horry	Arson/Suicide	Single Family	63/M	53
10/10/2012	Oconee	Smoking	Mobile Home	51/M	62 (deceased 11/15/12)
10/19/12	Oconee	Under Investigation	Single Family	73/M	54
10/19/12	Oconee	Under Investigation	Single Family	73/F	55
10/20/12	Fairfield	Arson/Suicide	Open Area	54/F	56
10/24/12	Lee	Undetermined	Single Family	49/M	57
10/30/12	Greenville	Under Investigation	Mobile Home	72/F	58

November 2012

Fatalities: 5 (4M/1F)

Average Age: 57

Incidents with Multiple Fatalities: 1

Date	County	Reported Cause	Occupancy	Age/Gender	State Fatality Number
11/1/12	Greenville	Under Investigation	Single Family	69/M	59
				70/F	60
11/8/12	Laurens	Under Investigation	Mobile Home	51/M	61
11/25/12	Darlington	Under Investigation	Single Family	67/M	63
				27/M	64

December 2012

Fatalities: 8 (6M/2F)

Average Age: 55

Incidents with Multiple Fatalities: 1

Date	County	Reported Cause	Occupancy	Age/Gender	State Fatality Number
12/4/12	Lexington	MVC	Vehicle	45/M	72
12/6/12	Oconee	Under Investigation	Single Family	55/M	65
				46/F	71
12/9/12	Marion	Under Investigation	Mobile Home	57/M	66
12/13/12	Orangeburg	Under Investigation	Single Family	55/F	67
12/21/12	Lancaster	Cooking	Single Family	64/M	68
12/21/12	Anderson	Smoking	Single Family	66/M	70
12/22/12	Calhoun	Under Investigation	Single Family	54/M	69